

## At-Home Investigation

















*Some activities take a long time and some are very short. Look at the pictures and decide which activities will take the most time and which ones will be the quickest.*

**Pick 5 activities to do today, and 3 more to do later this week from the pictures.**

**Time how long they take and compare it to half an hour and a whole hour.**

Write the activities you completed here in order from shortest to longest amount of time. Describe what you found. Record the time that you spent on each activity.


Less than half an hour	About half an hour
About an hour	Longer than an hour

<p><b>sleeping</b></p> 	<p><b>writing a story</b></p> 	<p><b>combing hair</b></p> 	<p><b>brushing teeth</b></p> 
<p><b>Watching one tv show</b></p> 	<p><b>eating breakfast</b></p> 	<p><b>drinking milk</b></p> 	<p><b>cooking with my family</b></p> 
<p><b>setting the table</b></p> 	<p><b>tidying up</b></p> 	<p><b>making the bed</b></p> 	<p><b>riding a bike</b></p> 
<p><b>running around outside</b></p> 	<p><b>doing a puzzle</b></p> 	<p><b>playing a game</b></p> 	<p><b>reading a book</b></p> 

## Connecting the hour hand

### How a clock works

Draw the numbers on this clock face. You might need to try a few times, so use a pencil.



Draw where the **hour hand** would point for 3:00.

How will the **hour hand** move to get to 4 o'clock?

Draw on the **hour hand** for 4 o'clock and write a sentence to explain how it moves.

Where might the **hour hand point** when it was half-past 3? How could you work it out?

Where might the **hour hand point** when it was half-past 4?

Where might the **hour hand point** when it was half-past 7?

Number focus worksheet: making 10


objects and  spaces makes


objects and  spaces makes


objects and  spaces makes

Number focus worksheet: making 20



objects and  spaces makes



objects and  spaces makes



objects and  spaces makes




objects and  spaces makes




Friday: Connecting and Generalising Lesson


Some activities can be done anytime. Some are done at specific times. Write the time shown on the clock and list 3 activities in each box that you would do at that time. Draw a picture of one of them.




Night



Day



Morning



Afternoon